




# Explore Creative Experiences And Engaging Art Activities

Curated by Rooftop for art enthusiasts and creative professionals





# lippan mirror

Lippan work is a traditional art form from Western India and is mainly done by women of the Rabari community of Kutch, Gujra.



STEP 1



STEP 2




STEP 3



STEP 4





# floral watercolor painting

Lilies, roses, sunflowers, daisies, daffodils: all flowers are calling you to paint them like one of your French buds! Without beating around the bush (literally), immerse yourself in the colorful buds of watercolor flowers.



STEP 1



STEP 2



STEP 3



STEP 4





# eco-friendly ganesha workshop

Upcycling is a new age concept, which is an extension of the 3 R's (Reusing, Reducing and Recycling). It involves reusing the discarded objects and materials in a way that gives it a second life.



STEP 1



STEP 2



STEP 3



STEP 4






# relief art

A Relief in Art means sculptural elevation technique where the sculpted elements remain attached to a solid background of the same material. The term relief finds its etymology in Latin: a verb relevo which means to raise.



STEP 1



STEP 2



STEP 3



STEP 4





# antique bottle painting

This festive season, learn how to upcycle bottles and turn them into decorative aesthetic pieces of art. Use the beautifully decorated bottles for Christmas gifts as well as decorations..



STEP 1



STEP 2



STEP 3



STEP 4



# string pull art

As fancy as it sounds, String Pull Art or Pulled String Art is a form of fluid art in which Acrylic paint is poured, swiped and dragged onto the sheet to form an art piece. Florals are the most used motifs of the String Pull Art.



STEP 1



STEP 2



STEP 3




STEP 4





# handcrafted macramé art

Handcrafted Macramé is a form of textile produced using knotting (rather than weaving or knitting) techniques. The primary knots of macramé are the square (or reef knot) and forms of "hitching": various combinations of half hitches.



STEP 1



STEP 2



STEP 3



STEP 4





# dreamcatcher workshop

We all know the significance behind the existence of dream catchers. A dreamcatcher is a protective talisman that is used to protect people from nightmares and bad dreams. It filters out bad dreams and ensures a good night's sleep.



STEP 1



STEP 2



STEP 3



STEP 4





# tholu doodling workshop

If you think doodling is all about scribbling with a pen at the back of your notebook, then we are about to take you by surprise. Tholu Doodling is a doodling method inspired from the traditional craft of Andhra Pradesh called Tholu Bommalata. It is soothing to the eyes and also very soothing to draw. These doodles are also more intricate than other doodles.



STEP 1



STEP 2



STEP 3



STEP 4





# earbuds painting

We all have underplayed the use of earbuds, haven't we? Did you know that earbuds could be used as a proxy to a normal brush? Imagine painting a cherry blossom tree with an earbud. Started imagining? Now start painting!



STEP 1



STEP 2



STEP 3



STEP 4





# quilled paper jewellery

Have you ever thought that you could make beautiful customised jewellery out of paper? Well, we have a Quilled Paper Jewellery Workshop lined up for you which is all about making jewellery designs out of rolled paper strips.



STEP 1



STEP 2



STEP 3



STEP 4





# monochrome painting

Watercolour painting is the most versatile painting technique and Grey is the colour of the day, grab your watercolour and brush sets this Navratri cause we have curated an interesting monochrome watercolor workshop for you.



STEP 1



STEP 2



STEP 3



STEP 4





# magic of alcohol inks

Alcohol Inks are brightly colored alcohol based inks that can be used to create free flowing textures. This art form has gained popularity in recent times and it creates magic when the colorful strokes of alcohol inks hit the canvas



STEP 1



STEP 2



STEP 3



STEP 4





# red rune sky

Watercolour Paintings are the resulting paintings made from dipping watercolour pigments into water. The brush is then allowed to wander freely on the sheet of paper.



STEP 1



STEP 2



STEP 3



STEP 4





# tooth brush painting

Splattering paint on paper with a toothbrush to create vibrant paintings is what toothbrush painting is all about.



STEP 1



STEP 2



STEP 3



STEP 4





# epoxy clay art

Clay moulding is the thing of past! Join us in this unique epoxy clay art and explore the creative side of household items. Easily available in utility shops, epoxy clay is your perfect DIY buddy.



STEP 1



STEP 2




STEP 3



STEP 4





# origami workshop

Origami is an ancient Japanese art of paper folding to create beautiful sculptures, animals, masks and other decorative elements. Step into this wonderful world of paper art and learn the art of origami right from the comfort of your homes.



STEP 1



STEP 2



STEP 3




STEP 4





# islamic illustration


The beauty and grace of Islamic faith reflects clearly in the motifs of Islamic Illustration Art. Dominated by creative patterns, intense colour palettes and curvy textures, this art form brings the glory of Mughal art heritage.



STEP 1



STEP 2



STEP 3



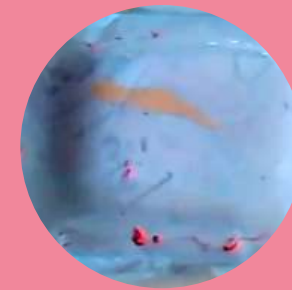
STEP 4





# marble painting

Art is all about exploration because creativity has no boundaries. Marble painting is one such unique art form that is highly irresistible and aesthetic in nature. Not less than a creative addiction indeed!



STEP 1



STEP 2




STEP 3



STEP 4





# faux blue pottery

Faux Blue Pottery Art is an experimental art done on a surface with some peculiar shades of acrylic colors to give it an original blue pottery look. It can be done on a variety of surfaces (glass, metal, wood, plastic) conveniently.



STEP 1



STEP 2



STEP 3



STEP 4





# dot mandala mug painting

Mandala is for calming of the mind. It is a series of geometrical patterns drawn in harmony with each other. The more you practice and the more you see it around you, the better is the healing.



STEP 1



STEP 2



STEP 3



STEP 4





# vastu wind chime

Vastu shastra is a traditional Indian system of architecture originating in India. When Vastu is used in wind chimes, its design, layout, measurements, ground preparation, space arrangement, and spatial geometry change



STEP 1



STEP 2



STEP 3



STEP 4





# terrarium making


Have you ever wanted to live in the greens? No no, we don't mean that you grow trees indoors, rather we mean that you grow Terrariums! Terrariums are miniature gardens, housed inside small and usually glass containers- like a plant ecosystem. They are mostly self-sustaining.



STEP 1



STEP 2



STEP 3



STEP 4





# kokedama making workshop

Kokedama is a Japanese word. Evidently, its place of origin is in Japan. Known as the a 'Moss Ball' in English, Kokedama is a carefully crafted ball of soil with a ornamental plant that grows on it. Kokedama is combination of the nearai/no pot, bonsai & kusamono planting styles.



STEP 1



STEP 2



STEP 3




STEP 4





# acrylic painting workshop

Acrylic Paints are fast-drying paints that make some of the most beautiful paintings. Originating in the 40s, it has become an artform loved by millions. The custom, handmade pieces deserve a round of applause from everyone.



STEP 1



STEP 2



STEP 3



STEP 4





# mix media photo frame

Sometimes what is more important is not just the picture inside the photo frame, but something that is outside, i.e., the photo frame itself. A Mixed Media Photo Frame is inspired by a lot of things: poetry, words, paintings and your own imagination.



STEP 1



STEP 2



STEP 3



STEP 4





# crochet craft

We all have had memories with Crochet - we have worn crochet sweaters, caps, gloves and nowadays we have crochet masks too! Crochet is a process of creating textiles by using a crochet hook to interlock loops of yarn, thread, or strands of other materials. Hooks can be made from a variety of materials, such as metal, wood, bamboo, or plastic



STEP 1



STEP 2



STEP 3




STEP 4





# durgavatar painting


A blend of drawing styles from Tholu bommalata into the traditional adornments of the Durgavatar, this workshop will surely give you all the Navratri feels. Learn a blend of art styles through this interesting workshop.



STEP 1



STEP 2



STEP 3



STEP 4





# best out of waste

What do you prefer - throwing away the waste or creating something best out of it? Let's opt for a sustainable and creative way of utilizing our waste products. Bio compost, wall decors, paper jewellery and many other crafty things eagerly await to take shape in your house



STEP 1



STEP 2



STEP 3



STEP 4





# string art frame

Our homes are made up of art frames and photo frames. These speak stories that only the inhabitants of the house know about. However, there are many stories behind the formation of these art frames. One such story or technique is String Art Frame.



STEP 1



STEP 2



STEP 3



STEP 4





# eggshell painting

Eggshells are the strongest and yet most delicate material. Eggshell inlay requires skill, meditative attention and an eye for detail in order to paint it. One beautiful aspect of this material is that different people create very different expressions of eggshells as artisan and material work together to make each unique piece.




STEP 1



STEP 2



STEP 3




STEP 4






# calligraphy

Calligraphy, the art of beautiful handwriting. The term calligraphy derives from the Greek words for “beauty” (kallos) and “to write” (graphein). Calligraphic work, like art, need not be legible in the usual sense of the word.



STEP 1



STEP 2



STEP 3



STEP 4





# express emotions through art

It is said that art can provide a healthy outlet for our emotions. In order to do that, we have some fun art exercises in store for you. Grab your art materials and get set for this therapeutic session, where you can not only express yourself through art but also have fun and relax while doing so !.



STEP 1



STEP 2




STEP 3



STEP 4






# clay character modelling

Clay Character Modeling or Clay animation uses characters that can be remade from scratch. These are shot frame by frame to give the illusion of movement. The models are made using a malleable substance like Plasticine clay.



STEP 1



STEP 2



STEP 3



STEP 4





# fluid art workshop

Fluid Art is the flow of acrylic paint over the sheet. It is unplanned and it will leave you surprised each time. Abstract pouring is a fun, creative way to make abstract art. The basic technique is endless pouring!



STEP 1



STEP 2



STEP 3



STEP 4





# gothic calligraphy

Gothic is a term that adds that element of mystery and gloom to anything and everything. Learn the art to transform simple ink words into mysterious texts in ancient books.



STEP 1



STEP 2



STEP 3



STEP 4





# tiara making workshop

What is a Queen or even a King without a Tiara? The beautiful ensemble of flowers interwoven together is what you can learn to do in this workshop. Don't sit back; get up and crown yourself in this Tiara Making Workshop.



STEP 1



STEP 2



STEP 3



STEP 4





# fabric painting workshop

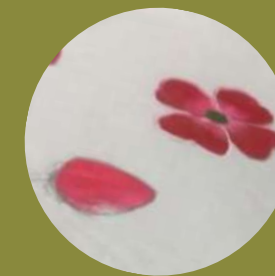
Fabric Painting is the process of creating colorful designs and patterns on fabric using paints. Indulge in this fun-filled session to come up with a personalized cloth piece just for you!



STEP 1



STEP 2



STEP 3



STEP 4





# hair art workshop

To create realistic portraits and figures, it is very important to draw the hair accurately. Get ready with your sketchbooks and pencil and learn the art of drawing complex hairstyles in simple steps.



STEP 1



STEP 2



STEP 3



STEP 4





# character design workshop

These days cartooning or character designing are one of the most prominent forms of visual communication. Character designing is easy and can be drawn by beginners as well.



STEP 1



STEP 2



STEP 3



STEP 4







# ornate mandala workshop

Mandalas are not only widely known for their healing qualities but also form a basis for most of the spiritual and cosmic theories. Learning the art of making mandalas is like connecting with the roots of spiritualism and self-awareness.



STEP 1



STEP 2



STEP 3



STEP 4





# greeting card workshop

Send your dear ones a handmade personalised greeting card. Think about the joy your loved ones will have when they receive a fully customised greeting card from you. Wondering how to make one? Well, we have curated a special greeting cards workshop just for you.



STEP 1



STEP 2



STEP 3



STEP 4





# diwali bakes workshop

Diwali is incomplete without some delicious sweets and cookies. It's the perfect excuse to cheat on our diet plans completely. If you have zero cooking skills, don't worry cause we have curated a wholesome Diwali special workshop for you.



STEP 1



STEP 2



STEP 3



STEP 4





# mini dream catcher

We all know the significance behind the existence of dream catchers. A dreamcatcher is a protective talisman that is used to protect people from nightmares and bad dreams. It filters out bad dreams and ensures a good night's sleep. The tradition spoke of hanging the dreamcatchers over the cradle and beds of young children..



STEP 1



STEP 2



STEP 3



STEP 4





# floral illustration

Lilies, roses, sunflowers, daisies, daffodils: all flowers are calling you to paint them like one of your French buds!



STEP 1



STEP 2



STEP 3



STEP 4





# mata ni pachedi workshop

Mata Ni Pachedi is a sacred textile hand painting. This ritual cloth painting literally translates into “behind the mother goddess”, and is a painting that constitutes a temple of the goddess. It is an art form from Gujarat. The painting is a sacred connection to be close to the Mother Goddess and also a manifestation of creativity.



STEP 1



STEP 2



STEP 3



STEP 4





# expressions illustrations

It is said that art can provide a healthy outlet for our emotions. In order to do that, we have some fun art exercises in store for you. Grab your art materials and get set for this therapeutic session, where you can express yourself through art.



STEP 1



STEP 2



STEP 3



STEP 4





# doodle art workshop

Run your imagination and unleash your creativity. We have a doodle workshop curated for you with only one rule - follow your heart! Doodling means to scribble absent-mindedly, so why not create something beautiful out of these doodles?!



STEP 1



STEP 2



STEP 3



STEP 4





# diwali toran workshop

This Diwali, welcome your guests with decorative personalized handmade Diwali Torans. Learn this unique form of torans making and different styles to decorate your doors.



STEP 1



STEP 2



STEP 3



STEP 4